



The SUB150 is a high-performance powder-actuated fixing tool designed for driving fasteners above and underwater up to 150m deep.

The use of the tool is authorized, subject to the law regulation (please, check the legislation of your country/region before using the tool).

The SUB150 fixing tool allows the fastening of threaded studs and drive pins for permanent assemblies to steel/alumina, composite materials and concrete structures.

Furthermore, there is no need to surface to reload the SUB150.

Applications (non restricted list):

- Emergency hull repairs
- Cables and underwater pipes fasteners driving
- Steel and concrete structure reinforcing Works
- Sunken vessels floatation fasteners fixing
- Marine park enclosures repairs
- Rescuing works
- Offshore rigs works
- Anchor ring plate fixing
- Anodes attachments for cathode protection of steel structures




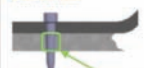











General Specifications

The SUB150 is a fixing tool for professionals and licensed by the Test Bed of Saint-Etienne under the CIP conditions (Class B****).

It consists of 3 main elements:

- SUB150 fixing tool
- Energetic propeller
- Fastener kit

	Fixing Tool											
	Weight	3.5 Kg										
	Total Length	380 mm										
	Total Height	205 mm										
	Energy Propellers											
	Small	0150 320 000										
	Medium	0150 330 000										
Strong	0150 340 000											
	Fasteners											
	<table border="1"> <thead> <tr> <th rowspan="2">CONFIGURATIONS</th> <th colspan="2">SUPPORT* ELEMENT</th> </tr> <tr> <th>STEEL</th> <th>CONCRETE</th> </tr> </thead> <tbody> <tr> <td>DRIVE PIN => ASSEMBLY</td> <td></td> <td></td> </tr> <tr> <td>THREADED STUD => ANCHORING</td> <td></td> <td></td> </tr> </tbody> </table>	CONFIGURATIONS	SUPPORT* ELEMENT		STEEL	CONCRETE	DRIVE PIN => ASSEMBLY			THREADED STUD => ANCHORING		
CONFIGURATIONS	SUPPORT* ELEMENT											
	STEEL	CONCRETE										
DRIVE PIN => ASSEMBLY												
THREADED STUD => ANCHORING	